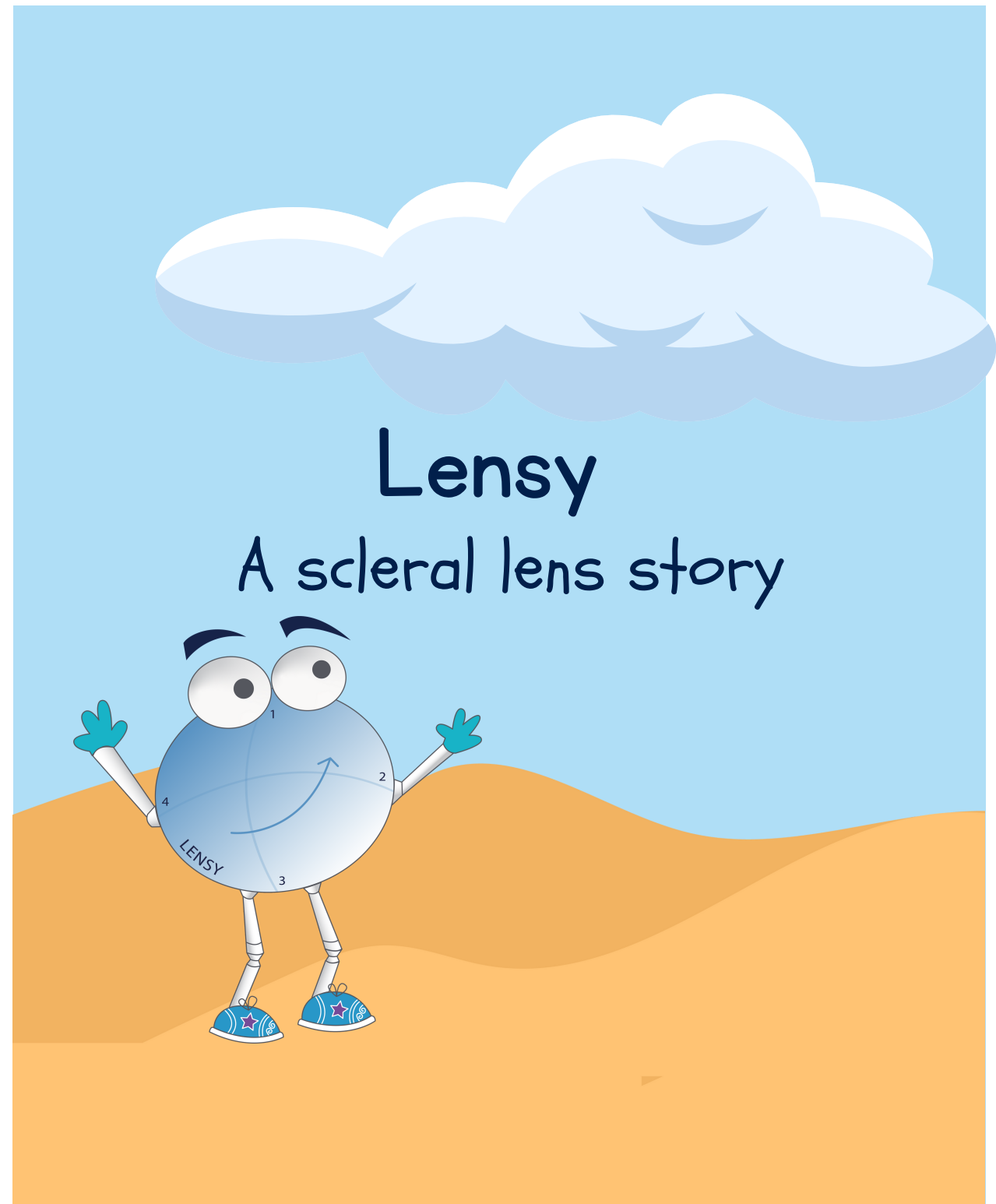





464 Hillside Ave Ste 205
Needham, MA 02494
www.bostonsight.org




**Lensy is the creation of Daniel C. Brocks, MD,
Chief Medical Officer at BostonSight.**

**Special thanks to Anna Maria Baglieri, OD,
of Boston Children's Hospital/Harvard Medical
School, and Gail Windmueller, Certified Child Life
Specialist affiliated with Boston Children's
Hospital, for their input on this book.**





**© Copyright BostonSight 2023
A Lensy production**


Hi!
I'm Lensy and I'm
a scleral lens.



Have a seat and
I'll tell you a
little about me.

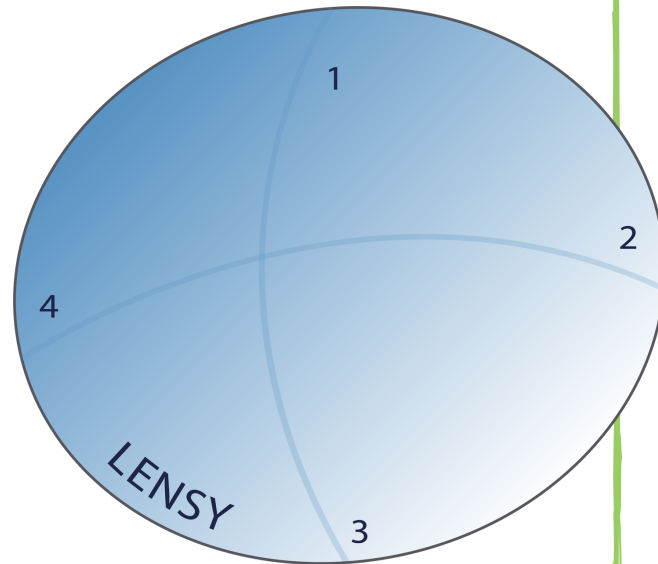



I am made of special
plastic that fits over the
part of your eye called
the cornea.



My job is to help you
see better and keep
your eyes safe and
feeling good.


My body has different sections. How many sections do you see?




These sections help the doctor match the shape of your eye. Neat, huh?

Because I am made just for you, I should feel very comfy on your eyes.

Ahhhhhhh...



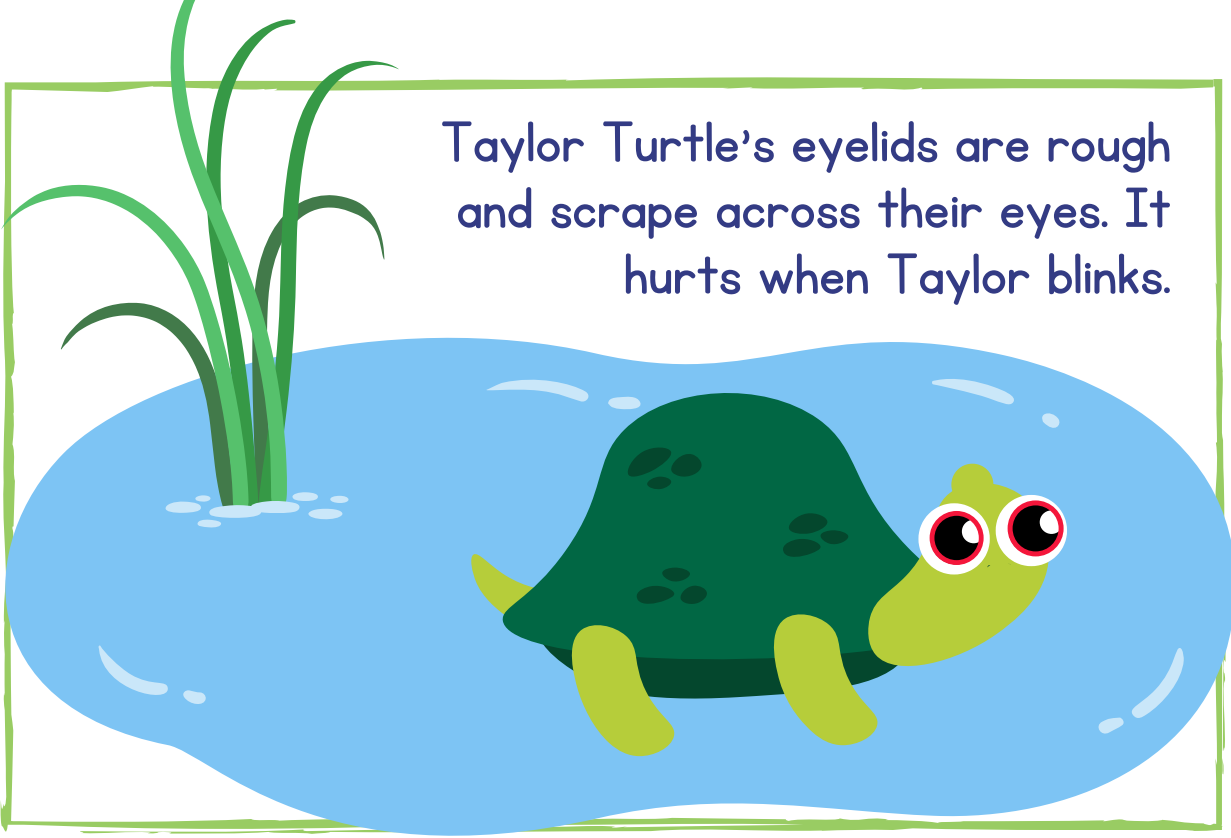


There are lots of different reasons why someone might need a scleral lens.



My friend, Sophie Sheep, has very dry eyes that hurt and sting and are red. It is hard for her to see.

Taylor Turtle's eyelids are rough and scrape across their eyes. It hurts when Taylor blinks.




Tamara Tiger has very blurry vision and sore eyes. She cannot see across the plains.




Connor Camel lives in the desert and can't close his eyes. If the sand blows into his eyes, it will hurt. Ouch!



Let's help Sophie go to the eye doctor so we can help her eyes get better.





Next, the doctor puts eye drops in Sophie's eyes. Sometimes the drops look yellow.




These drops might feel cold and a little itchy.



First, the doctor checks Sophie's eyes to learn how well she can see.





The doctor is ready to put scleral lenses on Sophie's eyes. She puts different drops, called saline, in the scleral lens.






Next, Sophie looks down as the doctor brings the lens up to Sophie's eye. Keep your eye wide open, Sophie! It might take a few tries to put the lens on.




Or tired. Or want a break. That's okay. The doctor will fix the lenses so they feel good.




Sophie's eyes might not like how the lenses feel at first. Her eyes might feel a little weird.




Once the lenses fit, the doctor uses a computer to make the lenses Sophie will take home.





Boop, beep, beep, beep, boop...




Sophie has to wait for her lenses to be made. This can take a few days or more.



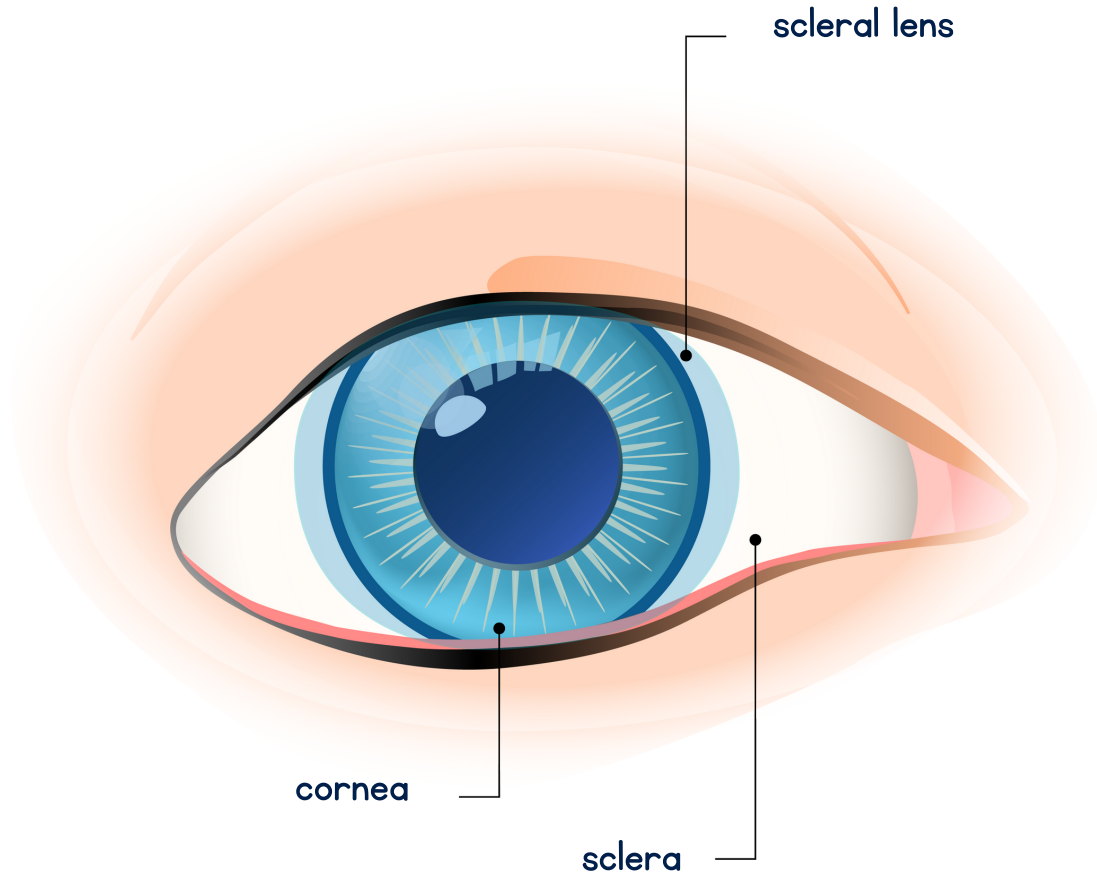
When her lenses are ready, Sophie goes back to the doctor to get them.



Sophie practices using her new lenses and soon she can put them on easily. She is very happy! Her eyes feel good, and she can see far across the field to her friends.



A Closeup of Your Eye



cornea - the clear part over the center of your eye

sclera - the white part of your eye

Your Toolkit



Scleral lens

What Lensy is! This is what she looks like from the side. A real scleral lens is made of special clear plastic and is shaped like a tiny bowl.



Lens Applicator and Remover



Special soft tools used to put on and take off your lenses.



Drops

Eye drops are liquid that go in your eye to make your eyes wet. Saline drops go in your scleral lens before you put the lens on your eye. Other drops, called Cleaning or Disinfecting Solution, wash your lenses to keep them clean.

Practice with
Lensy's Friends



Color with Lensy

